

2010

Evergreen Power Limited

Solar Street & Walkway Lighting System

Your Valued Solar Partner






EP-L2-1 Solar Street Lighting Series



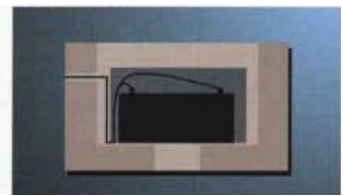
Strong structural back module support




Watertight access opening with anti-theft locking screw



Anti-dust electromagnetic coating for ease of maintenance



Waterproof enclosure for battery ensures trouble-free operation



EP-L2-2

EP-L2-3

EP-L2-4

System Configuration for EP-L2 Series

System	Height	Light Source	Light Output	Operating hours	Solar Power	Battery Specification	Controller
1	4-6m	ESB	12V/15W	8hours	17V/63W	12V/65AH	12V/10A
2	4-6m	LED	12V/18W	8hours	17V/63W	12V/65AH	12V/10A
3	4-6m	LVD	12V/15W	8hours	17V/55W	12V/50AH	12V/10A
4	4-6m	LVD	24V/40W	8hours	34V/150W	24V/80AH	12V/10A
5	6-8m	LED	24V/45W	8hours	34V/160W	24V/80AH	12V/10A
6	6-8m	HPSL	24V/50W	8hours	34V/180W	24V/100AH	12V/10A
7	6-8m	CMH	24V/35W	8hours	34V/150W	24V/80AH	12V/10A
8	8-10m	HPSL	24V/50W+50W	4+4 hours ⁽²⁾	34V/280W	24V/150AH	24V/10A
9	8-10m	LVD	24V/40W+40W	4+4 hours ⁽²⁾	34V/220W	24V/100AH	12V/10A
10	8-10m	CMH	24V/70W+70W	4+4 hours ⁽²⁾	34V/360W	24V/200AH	24V/10A

(1) ESB- Energy Saving Bulb • LED- Light Emitting Diode • LVD- Electromagnetic Induction • HPSP- High Pressure Sodium • CMH- Ceramic Metal Halide

(2) Twin Light Model- First 4hrs (both light on), second 4hr (single light on)



EP-L6-1 Solar Street Lighting Series



Wind channel structural back module support protects junction box and cabling




Watertight access opening with anti-theft locking screw



Work perfectly during winter condition



Waterproof enclosure for battery ensures trouble-free operation



EP-L6-2

EP-L6-3

EP-L6-3

System Configuration for EP-L6 Series

System	Height	Light Source ⁽¹⁾	Light Output	Operating hours	Solar Power	Battery Specification	Controller
1	4-6m	ESB	12V/18W	8hours	17V/63W	12V/65AH	12V/10A
2	4-6m	LED	24V/35W	8hours	34V/126W	24V/65AH	24V/10A
3	4-6m	LVD	12V/15W	8hours	17V/55W	12V/50AH	12V/10A
4	6-8m	CMH	24V/35W	8hours	34V/150W	24V/80AH	24V/10A
5	6-8m	LED	24V/45W	8hours	34V/160W	24V/80AH	24V/10A
6	6-8m	HPSL	24V/50W	8hours	34V/180W	24V/100AH	24V/10A
7	8-10m	HPSL	24V/50W+50W	4+4 hours ⁽²⁾	34V/280W	24V/150AH	24V/10A
8	8-10m	LVD	24V/40W+40W	4+4 hours ⁽²⁾	34V/220W	24V/100AH	24V/10A
9	8-10m	CMH	24V/70W+70W	4+4 hours ⁽²⁾	34V/360W	24V/200AH	24V/10A

(1) ESB- Energy Saving Bulb • LED- Light Emitting Diode • LVD- Electromagnetic Induction • HPSL- High Pressure Sodium • CMH- Ceramic Metal Halide

(2) Twin Light - First 4hrs (both light on), second 4hr (single light on)



EP-L8-1 Solar Street Lighting Series



Wind channel structural back module support protects junction box and cabling



Watertight access opening with anti-theft locking screw



Waterproof enclosure for battery ensures trouble-free operation



Four light output intensity modes controlled by electronic timer



Uses IEC-approved solar module Eff-D

System Configuration for EP-L8-1 Series


System	Height	Light Source ⁽¹⁾	Light Output	Operating hours	Solar Power	Battery Specification	Controller
1	8-10m	HPSL	24V/50W+50W	4+4 hours ⁽²⁾	34V/280W	24V/150AH	24V/10A
2	8-10m	HPSL	24V/70W+70W	4+4 hours ⁽²⁾	34V/360W	24V/200AH	24V/15A
3	8-10m	LVD	24V/40W+40W	4+4 hours ⁽²⁾	34V/220W	12V/100AH	24V/10A
4	8-10m	CMH	24V/70W+70W	4+4 hours ⁽²⁾	34V/360W	24V/200AH	24V/10A

(1) ESB- Energy Saving Bulb • LED- Light Emitting Diode • LVD- Electromagnetic Induction • HSPL- High Pressure Sodium • CMH- Ceramic Metal Halide


(2) Twin Light - First 4hrs (both light on), second 4hr (single light on)




EP-L8-1 Solar Street Lighting Series



Wind channel structural back module support protects junction box and cabling




Watertight access opening with anti-theft locking screw



Waterproof enclosure for battery ensures trouble-free operation



Four light output intensity modes controlled by electronic timer



Uses IEC-approved solar module Eff-D

System Configuration for EP-L8 Series

System	Height	Light Source ⁽¹⁾	Light Output	Operating hours	Solar Power	Battery Specification	Controller
1	4-6m	ESB	12V/18W	8hours	17V/63W	12V/65AH	12V/10A
2	4-6m	LED	12V/18W	8hours	17V/63W	12V/65AH	12V/10A
3	4-6m	LED	24V/35W	8hours	34V/126W	24V/65AH	24V/10A
4	4-6m	LVD	12V/15W	8hours	17V/55W	12V/50AH	12V/10A
5	4-6m	LVD	12V/23W	8hours	17V/85W	12V/80AH	12V/10A
6	4-6m	LVD	24V/40W	8hours	34V/150W	24V/80AH	24V/10A
7	4-6m	CMH	12V/20W	8hours	17V/75W	12V/80AH	12V/10A
8	4-6m	CMH	24V/20W	8hours	34V/74W	24V/38AH	12V/10A

(1) ESB- Energy Saving Bulb • LED- Light Emitting Diode • LVD- Electromagnetic Induction • HSPL- High Pressure Sodium • CMH- Ceramic Metal Halide



EP-T2-1 Solar Walkway Lighting Series



Strong structural back module support



Watertight access opening with anti-theft locking screw



Anti-dust electromagnetic coating for ease of maintenance



Waterproof enclosure for battery ensures trouble-free operation



EP-T2-2

EP-T2-3

EP-T2-4

System Configuration for EP-T2 Series

System	Height	Light Source ⁽¹⁾	Light Output	Operating hours	Solar Power	Battery Specification	Controller
1	3-4m	ESB	12V/9W	8hours	17V/35W	12V/33AH	12V/10A
2	3-4m	ESB	12V/11W	8hours	17V/40W	12V/38AH	12V/10A
3	3-4m	ESB	12V/15W	8hours	17V/57W	12V/50AH	12V/10A
4	3-4m	LED	12V/9W	8hours	17V/37W	12V/38AH	12V/10A
5	3-4m	LED	12V/7W	8hours	17V/30W	12V/27AH	12V/10A

(1) ESB- Energy Saving Bulb • LED- Light Emiting Diode • LVD- Electromagnetic Induction • HSPL- High Pressure Sodium • CMH- Ceramic Metal Halide



UIO
安全防护系统
★★★★★

EP-T6-1 Solar Walkway Lighting Series



Wind channel structural back module support protects junction box and cabling



Watertight access opening with anti-theft locking screw



Work perfectly during winter condition



Waterproof enclosure for battery ensures trouble-free operation



EP-T6-2

EP-T6-3

EP-T6-4

System Configuration for EP-T6 Series

System	Height	Light Source ⁽¹⁾	Light Output	Operating hours	Solar Power	Battery Specification	Controller
1	3-4m	ESB	12V/10W (5x2)	8hours	17V/40W	12V/38AH	12V/10A
2	3-4m	LED	12V/6W (3x2)	8hours	17V/27W	12V/24AH	12V/5A
3	3-4m	ESB	12V/14W (7x2)	8hours	17V/55W	12V/50AH	12V/10A
4	3-4m	LED	12V/10W (5x2)	8hours	17V/40W	12V/38AH	12V/10A

(1) ESB- Energy Saving Bulb • LED- Light Emiting Diode • LVD- Electromagnetic Induction • HSPL- High Pressure Sodium • CMH- Ceramic Metal Halide



UIO
安全防护系统

EP-T8-1 Solar Walkway Lighting Series



High intensity CREE LED output for low energy and long service life




Elegant and modern design



Anti-rust aluminum alloy structural body



Four light output intensity modes controlled by electronic timer



Uses IEC-approved solar module Eff-D



EP-T8-2 Solar Walkway Lighting Series



Excellent aesthetic appearance



Watertight access opening with anti-theft locking screw



Waterproof enclosure for battery ensures trouble-free operation



Four light output intensity modes controlled by electronic timer



Uses IEC-approved solar module Eff-D




EP-T8-3 Solar Walkway Lighting Series



High intensity LED output for long service and low energy consumption



Watertight access opening with anti-theft locking screw



Waterproof enclosure for battery ensures trouble-free operation



Four light output intensity modes controlled by electronic timer



Uses IEC-approved solar module Eff-D

System Configuration for EP-T8 Series

System	Height	Light Source ⁽¹⁾	Light Output	Operating hours	Solar Power	Battery Specification	Controller
1	3-4m	LED	12V/12W	12hours	2x17V/35W/28W	12V/80AH	12V/10A
2	2.5-4m	ESB	12V/11W	8hours	4x17V/19W/14W	12V/100AH	12V/10A
3	3-4m	LED	12V/12W	8hours	1x17V/38W/28W	12V/65AH	12V/10A

(1) ESB- Energy Saving Bulb • LED- Light Emitting Diode • LVD- Electromagnetic Induction • HSPL- High Pressure Sodium • CMH- Ceramic Metal Halide



EP-S2-1 Solar Agricultural Lighting with Insect Repellent



Strong structural build to withstand harsh working environment



Each setup has insect repellent capability up to 3ha



Waterproof enclosure for battery ensures trouble-free operation



Work perfectly during winter condition



EP-S2-2

EP-S2-3

EP-S2-4

System Configuration for EP-S2 Series

System	Height	Light Source ⁽¹⁾	Light Output	Operating hours	Solar Power	Battery Specification	Controller
1	1.5-3m	Repellent Light	220V/20W	5hours	17V/40W	12V/80AH	12V/10A
2	1.5-3m	Repellent Light	220V/20W	6hours	17V/50W	12V/100AH	12V/10A
3	1.5-3m	Repellent Light	220V/20W	8hours	17V/60W	12V/65AH	12V/10A


(1) ESB- Energy Saving Bulb · LED- Light Emiting Diode · LVD- Electromagnetic Induction · HSPL- High Pressure Sodium · CMH- Ceramic Metal Halide















(2) Continuous operation for ONE day during cloudy/rainy days

7 Reasons to Choose Evergreen Power Solar Street Lighting

Evergreen Power

Cheaper Knockoff



	EPL uses only IEC 61625 approved high efficiency solar modules for our street light. Will not decay prematurely	
	Unique back panel support with patent pending wind channel to reduce lateral forces and protect cabling	
	EPL lamp pole has unique design to prevent rainwater from dripping into pole to damage electronics	
	Lamp unit sealed with high quality industrial grade housing protected to IP54	
	Lamp pole constructed with high quality galvanized steel and spray coated to prevent rust and premature ageing	
	Waterproof access IP65 protection. With anti-theft screw lock to prevent vandalism and theft of expensive electronics component	
	Sealed design battery enclosure ensuring extended year of service while others simply leave battery buried	

EVERGREENPOWER LIMITED (EPL) is Asia's leading designer, manufacturer and supplier of solar power system and products. EPL is a Sino-Singapore solar company based in Hong Kong. Our objective is to deliver cost-effective green energy to our partners and customers. Over these years, the company has acquired strong technical expertise and experience working closely with agencies and solar distributors in Asia, Europe and Africa. We do so by knowing and understanding our clients to develop close relationship based on trust and partnership. We pride ourselves on maintaining strict quality assurance on each and every of our products. With thousands of systems sold and installed and no outstanding warranty claim. EPL is your valued partner in solar.



evergreen power limited

Tat Wing Commercial Building | Suite 7-B | 14-16 Hillwood Road | Tsim Sha Tsui | Kowloon | Hong Kong
T: (852) 2311 2488 | F: (852) 2311 2489 | E: customer@evergreenpower.com.hk | www.evergreenpower.com.hk